



*21*

O P E N



*21*

O P E N



**21**

O P E N

## Quiet and easy cruising with MAXIMUM COMFORT

21 Open model is designed for nautical enthusiasts who enjoy quiet and easy cruising. It features excellent stability and comfort for eight adults. A unique cockpit design with a central helm console makes this model perfect for lakes and rivers, where electricity is a must for quiet rides. This model can be fitted also with stronger outboard engine and can reach speed up to 33 knots. The boat provides great stability on the water, even for fast-ride enthusiasts.







EASY  
ENTRANCE  
ACCESS



ILLUMINATED  
STERN



FUNCTIONAL  
CONSOLE  
DESIGN







LARGE SUN  
BED AREA



HYDRAULIC  
HARD TOP



ADJUSTABLE  
HEIGHT  
TABLE






21

O P E N

	ELECTRIC RANGE	MOTOR RANGE
length:	6,3 m / 20' 6"	6,3 m / 20' 6"
length over all:	6,6 m / 21' 6"	6,6 m / 21' 6"
length over all outboard:		7,1 m / 23' 3"
beam:	2,3 m / 7' 6"	2,3 m / 7' 6"
empty weight:	1600 kg / 3527 lbs	1600 kg / 3527 lbs
draft:	0,4 m / 1' 3"	0,4 m / 1' 3"
max persons:	8 adults	8 adults
CE certificate:	C	C
engine:	up to 85 kW	up to 85 kW
max speed:	6 knots	33 knots
range:	up to 10 hours	



TRAILER TRANSPORT



ERGONOMICS



STABILITY



PROTECTION



CUSTOMIZATION





## STANDARD COLOURS

When selecting a yacht, color choice is an important aspect that allows you to express your style. Alfastreet Yachts offer six standard colors in addition to white, providing a range of options to suit different preferences. However, for those seeking a truly bespoke creation, there is an option to choose a color from the RAL scale. This enables individuals to select a shade that perfectly reflects their unique taste and personality, transforming the yacht into a truly personalized creation.



Royal Blue Marine Blue Pigeon Blue Saphir Grey Pure Grey Dark Anthracite

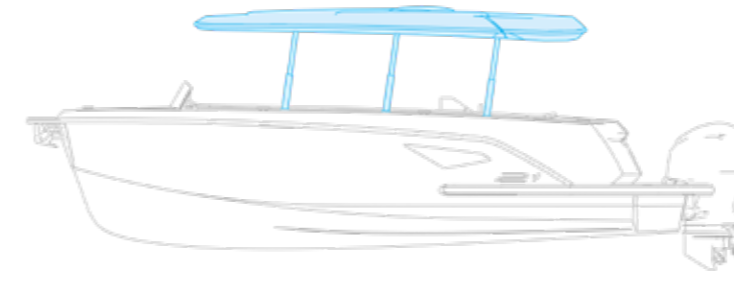


White Custom color

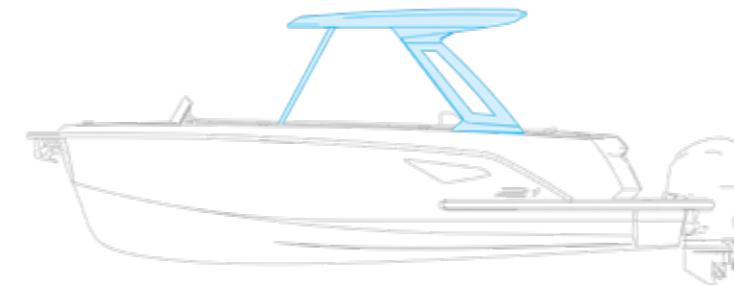


## ROOF SELECTION

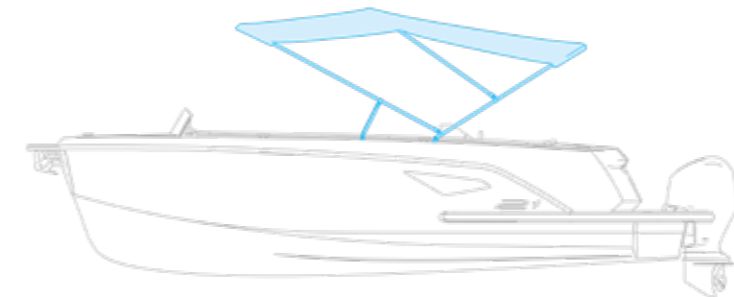
Alfastreet Yachts offer three roof options: Hydraulic Hard-top, T-top, and Bimini, each with its own unique benefits. The remote-controlled Hydraulic roof provides easy access to the cockpit as well as great protection. The T-top roof offers shade and protection while allowing for an open-air feeling. Finally, the Bimini roof is ideal for those who enjoy the sun and want an unobstructed view of the sky. With these three options, individuals can select the roof that best suits their needs and preferences, ensuring that their yacht meets their exacting standards of comfort and style.



Hydraulic Hard-top



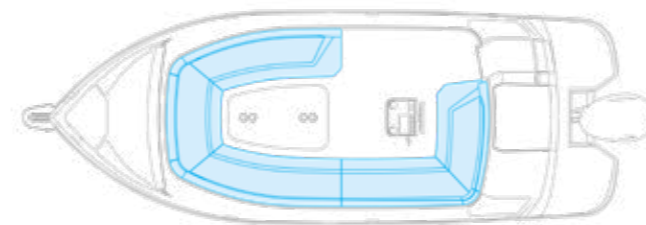
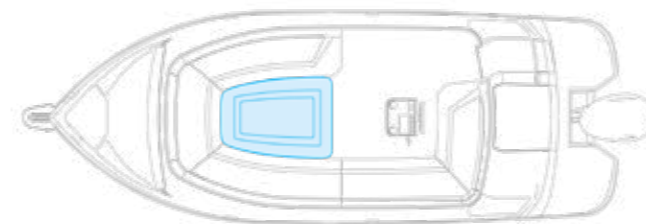
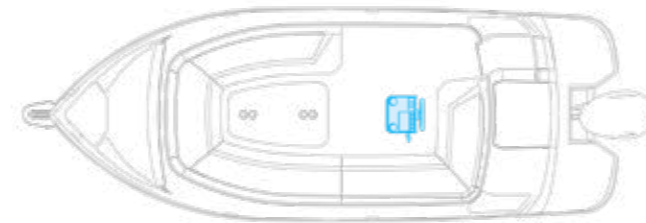
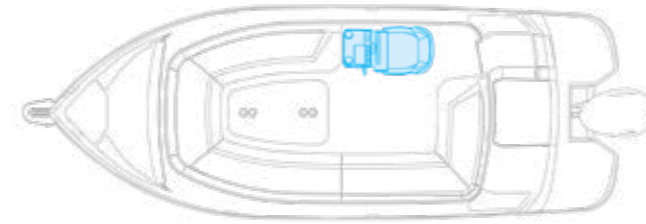
T-top



Bimini

## LAYOUT CONFIGURATIONS

Customization lies at the heart of a luxury yachting experience. In recognizing this, we offer you the ability to tailor your yacht's layout to your preferences. Delve into the opportunity to customize seating arrangements, adjust the location of additional amenities such as the kitchen, and modify other features to suit your preferences perfectly.



## SPACIOUS SLEEPING AND RELAXATION AREA

The sleeping area is carefully crafted with exceptional attention to detail, providing passengers a comfortable and relaxing space. Every detail has been considered to create a serene and peaceful atmosphere, ensuring a luxurious experience during the day and night.







Pockaj d.o.o. • Partizanska cesta 129 A, 6210 Sezana, Slovenia  
t: +386 5 707 21 00 • e: [info@alfastreet-yachts.com](mailto:info@alfastreet-yachts.com) • w: [www.alfastreet-yachts.com](http://www.alfastreet-yachts.com)