



23

C A B I N E V O



*23*  
C A B I N E V O



**23**

C A B I N E V O

Designed to ENJOY,  
made to LAST

The 23 Cabin model is designed with intelligent and balanced dimensions, providing lasting and user-friendly functionality. It distinguishes itself in its class by combining endless sophistication with inventive design solutions. The exterior design is clean and seamless, including noticeable details that make this model instantly recognizable.







DISTINCTIVE  
WINDSHILED  
DESIGN



HYDRAULIC  
HARD  
TOP



EXTENDABLE  
SUNBED







SUPREME  
ERGONOMICS



INCLINATION-  
ADJUSTABLE COCKPIT  
SEATS



GALLEY  
OPTION







	ELECTRIC RANGE	MOTOR RANGE
length:	6,9 m / 22' 8"	6,9 m / 22' 8"
length over all:	7,8 m / 25' 7"	7,8 m / 25' 7"
beam:	2,4 m / 7' 10"	2,4 m / 7' 10"
empty weight:	2100 kg / 4630 lbs	2100 kg / 4630 lbs
draft:	0,5 m / 1' 8"	0,5 m / 1' 8"
max persons:	8 adults	8 adults
CE certificate:	C	C
engine:	up to 30 kW	up to 220 kW
max speed:	8 knots	38 knots



TRAILER TRANSPORT



ERGONOMICS



STABILITY



PROTECTION



CUSTOMIZATION






## STANDARD COLOURS

When selecting a yacht, color choice is an important aspect that allows you to express your style. Alfastreet Yachts offer six standard colors in addition to white, providing a range of options to suit different preferences. However, for those seeking a truly bespoke creation, there is an option to choose a color from the RAL scale. This enables individuals to select a shade that perfectly reflects their unique taste and personality, transforming the yacht into a truly personalized creation.



Royal Blue



Marine Blue



Pigeon Blue



Saphir Grey



Pure Grey



Dark Anthracite



White

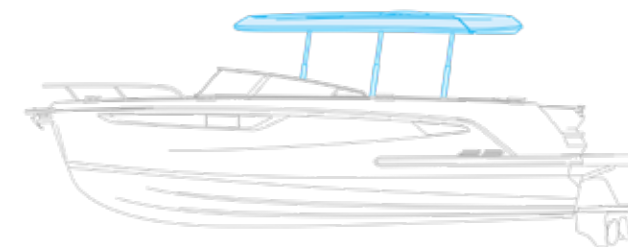


Custom color



## ROOF SELECTION

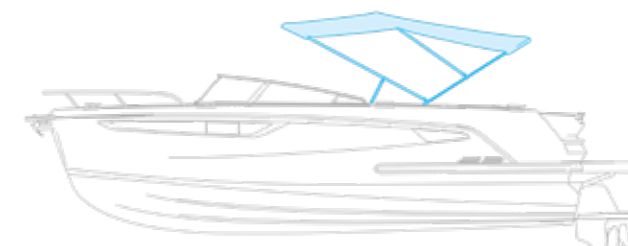
Alfastreet Yachts offer three roof options: Hydraulic Hard-top, T-top, and Bimini, each with its own unique benefits. The remote-controlled Hydraulic roof provides easy access to the cockpit as well as great protection. The T-top roof offers shade and protection while allowing for an open-air feeling. Finally, the Bimini roof is ideal for those who enjoy the sun and want an unobstructed view of the sky. With these three options, individuals can select the roof that best suits their needs and preferences, ensuring that their yacht meets their exacting standards of comfort and style.



Hydraulic Hard-top



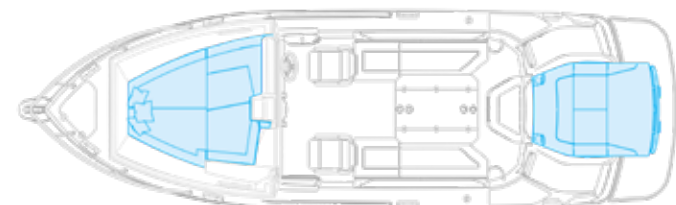
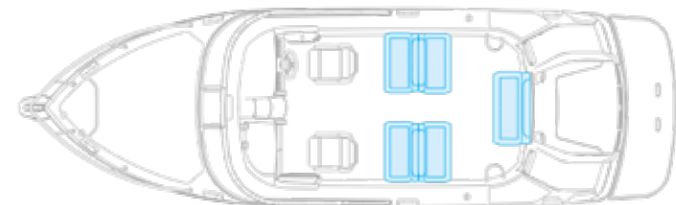
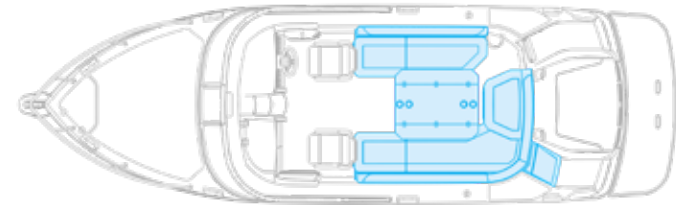
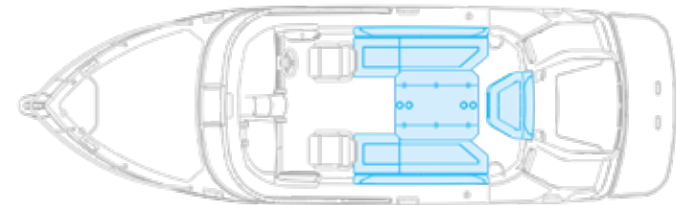
T-top



Bimini

## LAYOUT CONFIGURATIONS

Customization lies at the heart of a luxury yachting experience. In recognizing this, we offer you the ability to tailor your yacht's layout to your preferences. Delve into the opportunity to customize seating arrangements, adjust the location of additional amenities such as the kitchen, and modify other features to suit your preferences perfectly.



## SPACIOUS SLEEPING AND RELAXATION AREA

The sleeping area is carefully crafted with exceptional attention to detail, providing passengers a comfortable and relaxing space. Every detail has been considered to create a serene and peaceful atmosphere, ensuring a luxurious experience during the day and night.







Pockaj d.o.o. • Partizanska cesta 129 A, 6210 Sezana, Slovenia  
t: +386 5 707 21 00 • e: [info@alfastreet-yachts.com](mailto:info@alfastreet-yachts.com) • w: [www.alfastreet-yachts.com](http://www.alfastreet-yachts.com)